




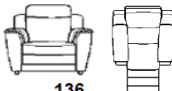



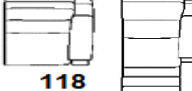
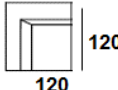
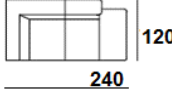
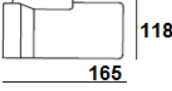
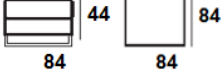


	VERSION	VERSION CODE
 136	1 Seater	Cod. 100
 71	Armless	Cod. 103
 86	Armless Max	Cod. 107
 103	1 Seat 1 Arm	Cod. 101 DX [RAF] Cod. 102 SX [LAF]
 118	1 Seat 1 Arm Max	Cod. 105 DX [RAF] Cod. 106 SX [LAF]
 136	1 Seater with Recliner	Cod. 150
 71	Armless with Recliner	Cod. 152
 86	Armless with Recliner Max	Cod. 154
 103	1 Seat 1 Arm with Recliner	Cod. 155 DX [RAF] Cod. 156 SX [LAF]
 118	1 Seat 1 Arm with Recliner Max	Cod. 157 DX [RAF] Cod. 158 SX [LAF]
 120	Corner	Cod. 404
 240	Corner Seat Terminal	Cod. 344 DX [RAF] Cod. 345 SX [LAF]
 165	Chaise Lounge	Cod. 420 DX [RAF] Cod. 421 SX [LAF]
 84	Pouff Max	Cod. 505